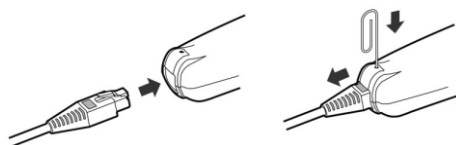


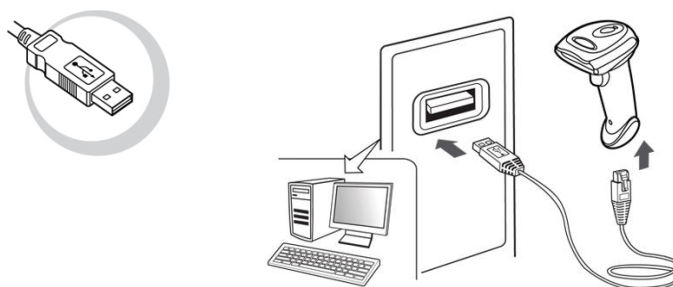


amiando quick start manual for FuzzyScan F430

1. Unpack the scanner and its accessories. Plug the one end of the wire into the scanner as shown in the left image below. (The right image shows you how to disconnect the scanner)



2. Plug the other end of the wire into the USB port of your computer.

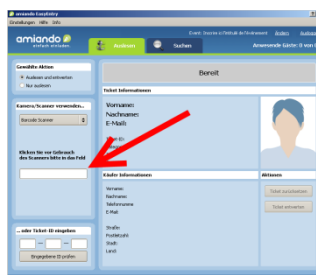


3. Initialize the scanner by scanning the following bar code once.



USB HID Interface

4. Start EasyEntry, log in and select an event. Select the scanner as reader and click in the field below.



Now you can start
letting people in!